

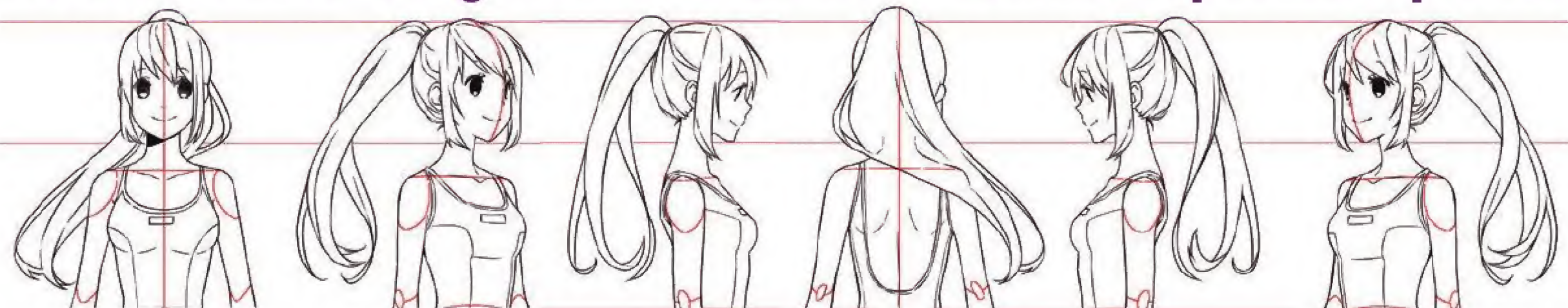
DRAWING WITH Christopher Hart




THE MASTER GUIDE TO DRAWING ANIME



How to Draw Original Characters from Simple Templates





**DRAWING
WITH** Christopher Hart

THE MASTER GUIDE TO DRAWING ANIME

How to Draw
Original Characters
from Simple
Templates



sixth&spring
books
NEW YORK

DRAWING WITH Christopher Hart

An imprint of Sixth&Spring Books
161 Avenue of the Americas, New York, NY 10013
sixthandspringbooks.com

Managing Editor
LAURA COOKE

Art Director
DIANE LAMPHRON

Senior Editor
LISA SILVERMAN

Editor
ALISA GARRISON
LAURA COOKE

Editorial Assistant
SARAH THIENEMAN

Contributing Artists
ANZU
ERO-PINKU
INMA R.
TINA FRANCISCO
TABBY KINK
AYAME SHIROI

Vice President
TRISHA MALCOLM

Publisher
CAROLINE KILMER

Production Manager
DAVID JOINNIDES

President
ART JOINNIDES

Chairman
JAY STEIN

Copyright © 2015 by Cartoon Craft, LLC
All rights reserved. No part of this publication
may be reproduced or used in any form or by any
means—graphic, electronic, or mechanical, including
photocopying, recording, or information storage-
and-retrieval systems—without written permission of
the publisher.

The written instructions, photographs, designs,
projects, and patterns are intended for the personal,
noncommercial use of the retail purchaser and
are under federal copyright laws; they are not to
be reproduced in any form for commercial use.
Permission is granted to photocopy content for the
personal use of the retail purchaser.

Library of Congress Cataloging-in-Publication Data
The master guide to drawing anime : how to
draw original characters from simple templates /
Christopher Hart. — First Edition.

pages cm
ISBN 978-1-936096-86-2
1. Comic books, strips, etc.—Japan—Technique.
2. Cartooning—Technique. 3. Comic strip
characters. I. Title.
NC1764.5.J3H36945 2015
741.5'1—dc23

2014030200

MANUFACTURED IN CHINA

1 3 5 7 9 10 8 6 4 2


First Edition



**Dedicated to you and to
anime fans everywhere!**

— CHRISTOPHER HART

www.christopherhartbooks.com




Author Note

This practical guide will not only show you how to create original characters but also help you to build a rock-solid foundation as you go forward with your artwork. Keep this book handy, and turn to it whenever you need some inspiration. I want to express my thanks for the opportunity to share in your progress. I hope you'll check out some of my other popular titles on manga, figure drawing, and cartooning. And feel free to stop and say hello or ask me a question on social media. Until next time, always remember, you deserve to succeed!

www.facebook.com/LEARN.TO.DRAW.CARTOONS

— Christopher





Contents

■ INTRODUCTION 8

■ SCHOOLGIRLS 10

- Head Proportions 360° Template 12
- Templates for Eye Color 14
- Creating Variations Based on the Template 16
- More Variations 22
- Schoolgirl Body Proportions 24
- Basic 360° Schoolgirl Body Template 26
- Fashion & Outfits 28
- More Outfits 32
- Fashion Selections for the Basic Schoolgirl 34
- Using Emotions to Create Original Characters 38

■ SCHOOLBOYS 46

- Head Proportions 360° Template 48
- Basic Schoolboy Character (3/4 View) 50
- Basic 360° Schoolboy Body Template 52
- Clothing 53
- Classic Schoolboy 56

■ PRETEENS 58

- Preteen Head Proportions 360° Template 60
- Body Proportions Templates 64
- Preteen Eyes 66
- Preteen Outfits 67
- Preteen Personality Types 68
- Drawing Exercises: Preteens 76

■ CHARMING VILLAINS 80

- Variations in the Villain Template 82
- Drawing Exercises: Vengeful Bad Guys 88

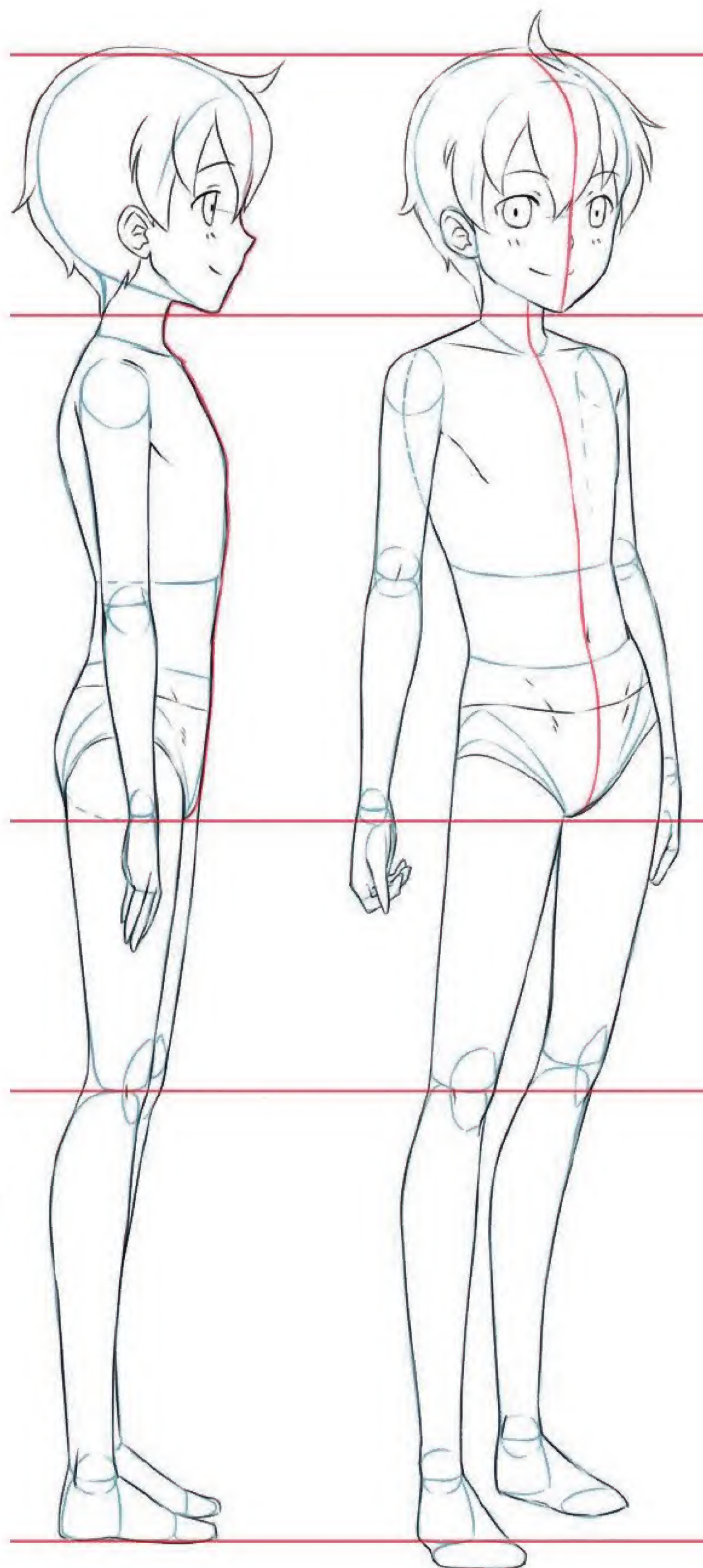
■ HUMOR IN ANIME 100

- Humorous Head Proportions: The Wink 102
- Funny Body Proportions for Humorous Characters 104
- Popular Comedy Character Variations 106

■ FANTASY CHARACTERS 120

- Fantasy Head Proportions 360° Template 122
- Idealized Body Proportions 123
- Basic Proportions of the Heroic Pose 124
- Fantasy Accessories 126
- Fantasy Character Types 128

■ INDEX 144





Introduction


Finally—the ultimate drawing guide for the anime artist!

This book focuses on the leading character types of anime based on the most popular genres. And best of all, it gives you templates you can use to draw a limitless number of variations on those characters.

What is a template? A template is a basic form that you can customize to create an original character. Anime artists in Japan rely on templates for their characters that show the various angles of the head and body, the proportions, and a selection of outfits. This is also called a “model chart.”

This book uses a similar principle. Each chapter begins with a basic template, such as a traditional schoolgirl character. Then I’ll show you, step by step, how to add little changes to the eyes, hair, pose, costume, and color to end up with a completely original character.

You’ll never have to struggle to draw a character again. Why start from scratch, when you can begin with the templates in this book? For many aspiring artists, as well as seasoned professionals, inventing original characters is the best part of drawing anime. Let’s get started now. Drawing original characters has never been so easy to do! ■





Schoolgirls

School life is a popular genre which features trademark school uniforms and engaging high school characters.

Schoolgirl types have a range of personalities, such as the amiable klutz, the hopeless romantic, and the wallflower. Often, characters share the same basic head and body shape; therefore, you can use the standard schoolgirl model, provided in this chapter, as the foundation for each one. In other words, if you can draw one type, you can draw them all.

The characters are approximately 13 to 17 years old with large and expressive eyes and well-coordinated outfits. In addition, the hairstyle is an important feature of each character.

Once you've got the basics down, the next step is the key: creating original characters by combining features from a menu of possibilities for eyes, hair, outfits, accessories, facial expressions, and poses. ■

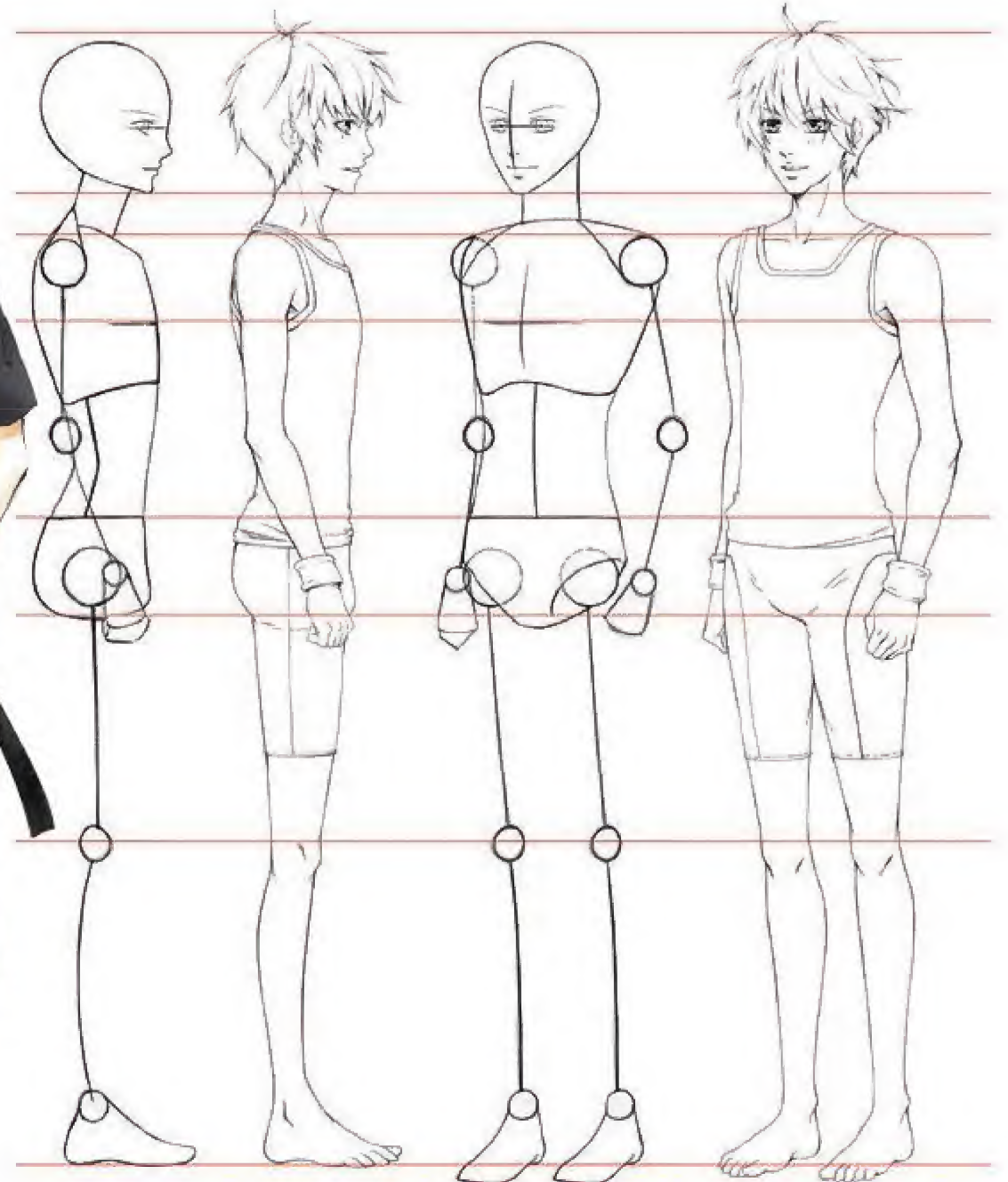


//////
"Dear Diary . . .
someday he'll
realize that I'm
the one who
truly loves him,
not that brain-
dead blonde
he's seeing!"
//////

Schoolboys

Schoolboys share common characteristics:

They have an affable and bright-eyed appearance. The physique has yet to fill out. (Usually only the upper classmen are tall.) He's still awkward. the clothes are a little unkempt—for example, shirt out, sleeves rolled up, tie loosened, and so on. Keep these general parameters in mind when thinking up your own schoolboy characters. ■





The hair is layered and combed in no particular direction.



The final character is appealing and slightly humorous.

A harmless smile is a good look for this character type.

To Redraw or Not to Redraw

Here's a common problem everyone comes across. Let's say you've just drawn the basic head shape with a glistening pair of eyes. You even call your parents and tell them your anime is improving, and they respond, "What's anime?" And then your mom says, "Wear a hat when you go outside today. It's cold." You blow off the hat suggestion and return to your drawing. Then you realize that you drew the eyes too close together. To fix it, you would have to erase and redraw

them. But they are so dazzling looking.


It's at this point that the serious artist and the newbie part ways. The newbie works around the error. The serious artist sheds a few tears, erases, and redraws. I would love to be able to give you an easy fix for correcting a drawing you don't want to change. But the easy fix is to stop resisting, erase it, and redraw it. It's never going to look right unless you make it right. And your mom is actually correct about wearing a hat.



Charming Villains




Good looking, anti-social characters are everywhere in anime. They have a dangerous type of charisma and keep the story moving forward.

They may appear sensitive on the outside, but on the inside they have no feelings except for themselves. When they get into fights, they're as fierce as a sunburnt ferret with a thorn in its paw. (I kind of got stuck for a metaphor.) ■



BODY PROPORTIONS

The samurai punk likes a flashy outfit, but apparently, he also has bad taste in clothing. But I don't recommend pointing that out to him. That fur-lined jacket thing, the crude crewneck shirt, and those fashionable construction worker boots all come together to create one freaky look.





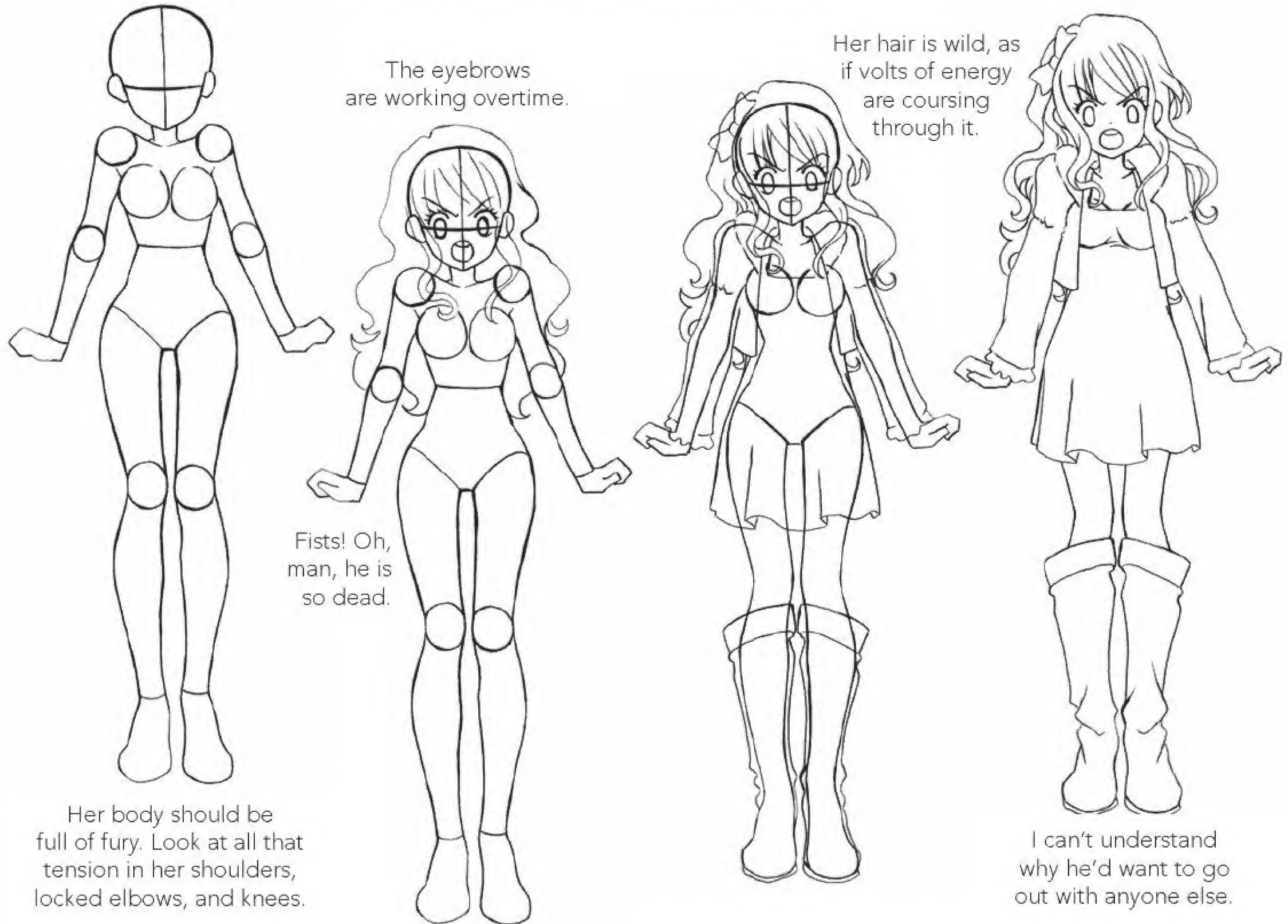
Humor in Anime

Anime is peppered with comedic characters; but how do you draw a character that is meant to be *funny*?

One effective way is to draw a character that's a little "too much" of whatever their personality trait is. For example, a perky character would be a little *too* perky. And an angry character would be a little *too* explosive. Also, keep the outfits simple; too much visual complexity muddles comedy. Most humorous characters are drawn with a pleasing simplicity. Let's take a look. ■

Popular Comedy Character Variations

There are many different types of comedy in anime. Although the outfits and fashions may change, the basic template for the “humorous type” remains the same. In this section, we’ll create funny variations through the fashions and costumes, personality types, hairstyles, and poses. In this genre, expressions are key.



JEALOUS GIRLFRIEND

The jealous girlfriend type should be pretty—but if she were the prettiest girl on the planet, she’d have nothing to be jealous about. Therefore, it’s fun to design her with slightly out-of-date hair and less-than-trendy clothing.



Don't look now but he's going to need an ice pack for that shiner. "What shiner?" you might ask. Wait a moment and you'll see.



Fantasy Characters

The stunning costumes and flowing hairdos of the fantasy genre give its characters sparkling visual appeal. The template for the fantasy character type is idealized.

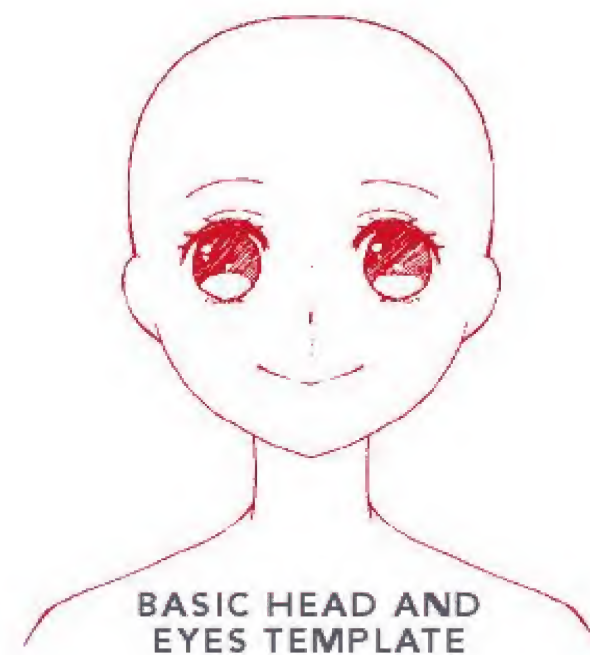

She is typically in her late teens or twenties. She has graceful hair, big eyes, and a tall and slender build. Her costume is elaborate and striking. She can be situated in present day, or in the future or the past. ■





Like the little rabbit warrior? He may not look like much, but if you are ever attacked by a fierce chipmunk, he's your guy.

Create Custom Anime Characters Like a Pro!




CHRISTOPHER HART, the world's best-selling author of how-to-draw books, presents the essential guide to creating dynamic characters from the most popular genres in anime. Using basic templates as building blocks, Chris gives step-by-step instructions for drawing classic schoolgirls and schoolboys, preteens, villains, humorous types, and fantasy figures. With easy-to-follow instructions and plenty of unique personalities and signature looks, seasoned and aspiring artists alike will be inspired by the many possible characters that can be created from a simple form.

SEE INSIDE FOR **MORE** GREAT BOOKS FROM **Christopher Hart**



\$19.95 US • \$22.95 CAN

ISBN: 978-1-936096-86-2



9 781936 096862